


# HAP Pneumatic Coil Spreading Machines

<http://www.whitelegg.com/products/electric-motor/electric-motor-manufacture/hap-pneumatic-coil-spreading-machines>

**Because of all its technical assets and distinguishing features, combined with a highly competitive price, we can say that this machine really has no equals. The machine is designed to: Improve productivity Reduce production time and cost Allow for quick changeover times Simplify machine maintenance**

## Main Features:


2 eye holding clamps for each end of the loop. The loop is loaded manually and located in the two clamps. The clamps are adjustable and equipped with a rotation system to suit the angular position of the eye. These clamp assemblies are mounted onto sliding rails equipped with stops to control the travel during the coil opening phase. The clamps can be equipped with pneumatic cylinders to perform the up-lift of the eyes during the coil forming process.

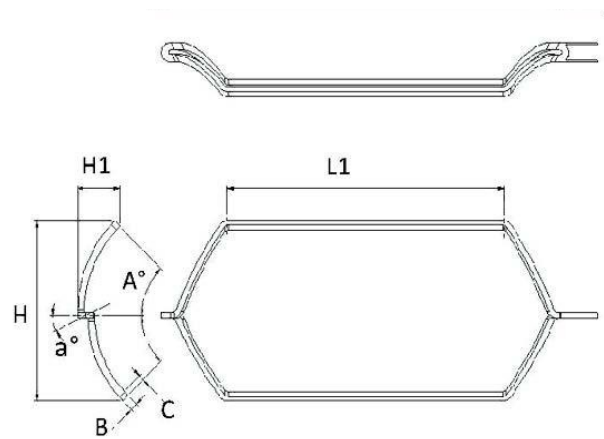


2 clamps for the stator slot length are provided. These clamps are used to hold and shape the radii of the coil during the opening phase. They are manually positioned according to the required lengths. The clamps are designed for a quick set up when changing the batch.

The coil forming process is achieved through movements generated by the pneumatic cylinders. The movements can be performed either individually to allow a quick and easy changeover or sequentially and automatically.

The final forming of the coil evolutes is performed fully automatically by special adjustable tools controlled via pneumatic cylinders.





• Specifications	• Dim	• HAP-1	• HAP-2	HAP-3
• Loop length	• L	• Min 280mm • Max 1500mm	• Min 280mm • Max 2000mm	• Min 280mm • Max 2500mm
• Slot length	• L1	• Min 150mm • Max 1000mm	• Min 200mm • Max 1300mm	• Min 200mm • Max 1600mm
• Coil section	• B x C	• Min 3x10mm • Max 20x35mm	• Min 5x15mm • Max 20x50mm	• Min 5x15mm • Max 20x60mm
• Spread	• H	• Max 500mm	• Max 650mm	Max 800mm
• Lift	• H1	• Max 300mm	• Max 300mm	Max 300mm
• Active Side	• A	• Min 0° Max 140°	• Min 0° • Max 140°	• Min 0° • Max 140°
• Eye position	• α	• Min 0° Max 30°	• Min 0°	• Min 0°

			• Max 30°	• Max 30°
• Eye diameter	• -	• Min 8mm Max 25mm	• Min 8mm Max 25mm	Min 8mm Max 25mm
• Electrical	• -	• 400V 3 phase E + N	• 400V 3 phase E + N	400V 3 phase E + N
• Pneumatic	• -	• 6 Bar	• 6 Bar	6 Bar